

Distributed by:




It takes skill to **SPOT DIAMONDS**

MAHINDRA MANULIFE FOCUSED FUND

(An open ended equity scheme investing in maximum 30 stocks across market caps (i.e Multi Cap))

June 30, 2025

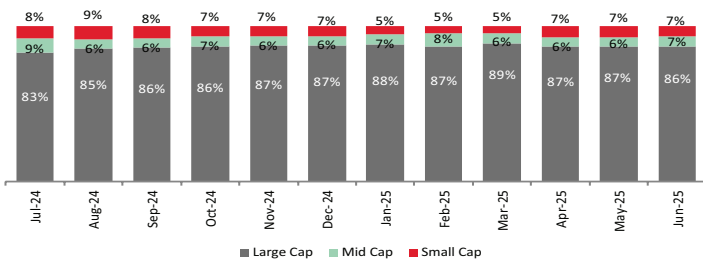
Why invest in this Scheme ?

-  Selection of the next potential winners through the Equity Investment Process#
 -  High conviction focused portfolio with strong risk management processes
 -  Potential to generate relatively better risk adjusted returns
- #It is an internal process framework to optimize stock selection based on growth, cashflow generation, management and valuation

Scheme Positioning

- A high conviction diversified portfolio of companies that could benefit from emerging opportunities in the domestic scenario.
- A flexi cap, multi sector approach of selecting around 30 stocks with potential medium to long term growth runway.

12 Month Market Capitalization Trend (% to Equity Holdings)



As per the Market Capitalization data provided by AMFI (In line with the applicable SEBI guidelines)

Top 5 Sectors of the scheme (% to Net Assets)

Sector	MMFF*	Nifty 500 TRI
Financial Services	27.02%	31.38%
Oil Gas & Consumable Fuels	14.19%	7.88%
Information Technology	8.09%	8.62%
Fast Moving Consumer Goods	7.62%	6.24%
Construction Materials	6.55%	2.05%

*Mahindra Manulife Focused Fund

Data as on June 30, 2025

Significant Portfolio changes of the Current Month


Fresh Additions	Complete Exits
Security Siemens Energy India Limited	Security Hindalco Industries Limited

Note: The companies/stock(s) referred above are only for the purpose of disclosure of significant portfolio changes during the month and should not be construed as recommendation to buy/sell/ hold. The fund manager may or may not choose to hold these companies/stocks, from time to time. Investors are requested to consult their financial, tax and other advisors before taking any investment decision(s). Data as on June 30, 2025

Portfolio Update for the Month

- Key Overweight sectors/Industries include Oil & Gas, Construction Materials and FMCG sector vs the Scheme's Benchmark
- Key Underweight sectors /Industries include Capital Goods, Chemicals and Financial Services vs the Scheme's Benchmark

Asset Allocation (%)



Data as on June 30, 2025

Top 10 Equity Holdings (as on June 30, 2025)

Security	% to Net Assets
HDFC Bank Limited	7.00%
Reliance Industries Limited	6.86%
ICICI Bank Limited	6.05%
State Bank of India	5.35%
Indus Towers Limited	4.94%
Infosys Limited	4.54%
Grasim Industries Limited	4.34%
Larsen & Toubro Limited	4.26%
ITC Limited	4.14%
Tech Mahindra Limited	3.55%
Total	51.04%

Portfolio Stats

Turnover Ratio (Last 1 year)	0.27
Standard Deviation	13.33%
Beta	0.87
Sharpe Ratio [#]	1.31
Jenson's Alpha	0.2972

#Risk-free rate assumed to be 5.52% (MIBOR as on 30-06-25) - Source:www.mmda.org
Note: As per AMFI guidelines for factsheet, the ratios are calculated based on month rolling returns for last 3 years. Data as on June 30, 2025

Scheme Details

Investment Objective:

The investment objective of the scheme is to generate long term capital appreciation by investing in a concentrated portfolio of equity & equity related instruments of maximum 30 companies across market capitalisation. However, there can be no assurance that the investment objective of the Scheme will be achieved.

Fund Manager:

Mr Krishna Sanghavi

Total Experience: 27 years | **Experience in managing this fund:** 4 years and 7 months (Managing since November 17, 2020)

Ms. Fatema Pacha

Total Experience: 18 years | **Experience in managing this fund:** 4 years and 6 months (Managing since December 21, 2020)

Date of allotment: November 17, 2020

Benchmark: Nifty 500 TRI

Option: IDCW (IDCW Option will have IDCW Reinvestment (D) & IDCW Payout facility) and Growth (D)

D-Default

Minimum Application Amount: Rs. 1,000/- and in multiples of Re.1/- thereafter

Minimum Weekly & Monthly SIP Amount: Rs 500 and in multiples of Re. 1/- thereafter

Minimum Weekly & Monthly SIP Installments: 6

Minimum Quarterly SIP Amount: Rs 1,500 and in multiples of Re. 1/- thereafter

Minimum Quarterly SIP installments: 4

Monthly AAUM as on June 30, 2025 (Rs. in Cr.): 2,141.89

Quartely AAUM as on June 30, 2025 (Rs. in Cr.): 2,073.50

Monthly AUM as on June 30, 2025 (Rs. in Cr.): 2,186.31

Entry Load: Not applicable

Exit Load: •An Exit Load of 1% is payable if Units are redeemed / switched-out upto 3 months from the date of allotment;

• Nil if Units are redeemed / switched-out after 3 months from the date of allotment.

IDCW: Income Distribution cum Capital Withdrawal

Scheme Performance (as on June 30, 2025)

Mahindra Manulife Focused Fund	CAGR Returns (%)			Value of Investment of ₹ 10,000*			NAV / Index Value (as on June 30, 2025)
	1 Year	3 Years	Since Inception	1 Year (₹)	3 Years (₹)	Since Inception	
Regular Plan - Growth Option	2.96	24.45	23.93	10,298	19,285	26,940	26.9400
Nifty 500 TRI [^]	5.64	21.97	20.33	10,568	18,155	23,514	37,522.38
Nifty 50 TRI ^{^^}	7.49	18.72	17.34	10,754	16,741	20,932	38,217.32

[^]Benchmark ^{^^}Additional Benchmark. Inception/Allotment date: 17-Nov-20. **Past performance may or may not be sustained in future and should not be used as a basis of comparison with other investments.** Since inception returns of the scheme is calculated on face value of Rs. 10 invested at inception. The performance details provided above are of Growth Option under Regular Plan. Different Plans i.e Regular Plan and Direct Plan under the scheme has different expense structure. *Based on standard investment of Rs. 10,000 made at the beginning of the relevant period. Ms. Fatema Pacha is managing this scheme since December 21, 2020

SIP Performance (as on June 30, 2025)

SIP Investment Period	Total Amount Invested (₹)	Regular Plan		Nifty 500 TRI [^]		Nifty 50 TRI ^{^^}	
		Market Value (₹)	CAGR Returns (%)	Market Value (₹)	CAGR Returns (%)	Market Value (₹)	CAGR Returns (%)
1 Year	1,20,000	1,24,391	6.92	1,27,313	11.60	1,27,838	12.45
3 Years	3,60,000	4,86,605	20.63	4,75,249	18.93	4,56,739	16.12
Since Inception	5,50,000	8,67,746	20.11	8,20,175	17.56	7,75,230	15.03

[^]Benchmark ^{^^}Additional Benchmark. CAGR - Compounded Annual Growth Rate. Inception/Allotment date: 17-Nov-20. **Past performance may or may not be sustained in future and should not be used as a basis of comparison with other investments.** Returns greater than 1 year period are compounded annualized. For SIP returns, monthly investment of equal amounts invested on the 1st business day of every month has been considered. CAGR Returns (%) are computed after accounting for the cash flow by using the XIRR method (investment internal rate of return).

Distributed by:

Disclaimer : Readers of this material should rely on information / data arising out of their own investigations and advised to seek independent professional advice and arrive at an informed decision before making any investments. Neither Mahindra Manulife Investment Management Private Limited nor Mahindra Manulife Trustee Private Limited, its directors or associates shall be liable for any damages that may arise from the use of the information contained herein.

Get in Touch: Unit No. 204, 2nd Floor, Amity Building, Piramal Agastya Corporate Park, LBS Road, Kamani Junction, Kurla (W), Mumbai - 400 070. Phone: +91-22-66327900, Fax: +91-22-66327932 Toll Free No. : 1800 419 6244 Website: www.mahindramanulife.com

Scheme Name	This Product is Suitable for investors who are seeking*	Scheme Riskometer	Scheme Benchmark	Benchmark Riskometer
Mahindra Manulife Focused Fund	<ul style="list-style-type: none"> Long term capital appreciation; Investment in equity and equity related instruments in concentrated portfolio of maximum 30 stocks across market capitalization. 	<p>The risk of the scheme is Very High</p>	As per AMFI Tier I Benchmark i.e. Nifty 500 TRI	<p>The risk of the benchmark is Very High</p>

*Investors should consult their financial advisers if in doubt about whether the product is suitable for them.

Mutual Fund investments are subject to market risks, read all scheme related documents carefully.

Performance of other schemes managed by the Fund Manager(s)

Scheme Name	Scheme Inception Date	Fund Manager(s)	Managing since	CAGR Returns (%)		
				1 yr	3 yrs	5 yrs
Mahindra Manulife ELSS Tax Saver Fund - Reg - Growth	18-Oct-16	Ms. Fatema Pacha	16-Oct-20	5.05	20.19	23.29
		Mr. Manish Lodha	21-Dec-20			
Nifty 500 TRI ^A				5.64	21.97	24.02
Mahindra Manulife Multi Cap Fund - Reg - Growth	11-May-17	Mr. Manish Lodha	21-Dec-20	5.31	25.92	27.96
		Ms. Fatema Pacha	16-Oct-20			
Nifty 500 Multicap 50:25:25 TRI ^A				5.73	25.10	27.72
Mahindra Manulife Mid Cap Fund - Reg - Growth	30-Jan-18	Mr. Krishna Sanghavi	24-Oct-24	3.83	30.07	30.07
		Mr. Manish Lodha	21-Dec-20			
		Ms. Kirti Dalvi	03-Dec-24			
Nifty Midcap 150 TRI ^A				6.08	30.64	32.29
Mahindra Manulife Consumption Fund - Reg - Growth	13-Nov-18	Mr. Navin Matta	24-Oct-24	0.27	20.15	20.03
		Ms. Fatema Pacha	21-Dec-20			
Nifty India Consumption TRI ^A				7.34	22.05	21.15
Mahindra Manulife Aggressive Hybrid Fund - Reg - Growth	19-July-19	Ms. Fatema Pacha (Equity Portion)	16-Oct-20	8.67	21.17	21.89
		Mr. Manish Lodha (Equity Portion)	21-Dec-20			
		Mr. Rahul Pal (Debt Portion)	Since inception			
		Mr. Amit Garg (Debt Portion)	02-May-24			
CRISIL Hybrid 35+65 Aggressive Index ^A				7.02	16.60	17.22
Mahindra Manulife Large Cap Fund - Reg - Growth	15-Mar-19	Ms. Fatema Pacha	21-Dec-20	5.80	18.72	20.75
Nifty 100 TRI ^A				5.65	19.20	21.40
Mahindra Manulife Flexi Cap Fund - Reg - Growth	23-Aug-21	Ms. Fatema Pacha	Since inception	5.20	21.94	-
		Mr. Manish Lodha				
Nifty 500 TRI ^A				5.64	21.97	-
Mahindra Manulife Balanced Advantage Fund - Reg - Growth	30-Dec-21	Mr. Manish Lodha (Equity Portion)	Since inception	5.68	15.63	-
		Ms. Fatema Pacha (Equity Portion)				
		Mr. Rahul Pal (Debt Portion)				
Nifty 50 Hybrid Composite Debt 50: 50 Index ^A				8.45	13.61	-
Mahindra Manulife Business Cycle Fund - Reg - Growth	11-Sep-23	Mr. Krishna Sanghavi	Since inception	2.43	-	-
		Mr. Renjith Sivaram				
		Mr. Vishal Jajoo	02-May-25			
Nifty 500 TRI ^A				5.64	-	-
Mahindra Manulife Small Cap Fund - Reg - Growth	12-Dec-22	Mr. Krishna Sanghavi	24-Oct-24	1.45	-	-
		Mr. Manish Lodha	Since inception			
		Mr. Vishal Jajoo	23-Dec-24			
BSE 250 Small Cap TRI ^A				3.44	-	-
Mahindra Manulife Asia Pacific REIT FoF - Reg - Growth	20-Oct-21	Mr. Krishna Sanghavi	01-Jan-25	19.04	0.76	-
		Mr. Amit Garg	Since inception			
FTSE EPRA Nareit Asia ex Japan REITs Index ^A				23.10	3.04	

^ABenchmark CAGR - Compounded Annual Growth Rate.

Past performance may or may not be sustained in future and should not be used as a basis of comparison with other investments. The performance details provided above are of Growth Option under Regular Plan. Different Plans i.e Regular Plan and Direct Plan under the scheme has different expense structure. Mr. Krishna Sanghavi manages 6 scheme and Ms. Fatema Pacha manages 8 schemes of Mahindra Manulife Mutual Fund. The performance data for the schemes which have not completed one year has not been provided. Performance as on June 30, 2025

Disclaimer : Readers of this material should rely on information / data arising out of their own investigations and advised to seek independent professional advice and arrive at an informed decision before making any investments. Neither Mahindra Manulife Investment Management Private Limited nor Mahindra Manulife Trustee Private Limited, its directors or associates shall be liable for any damages that may arise from the use of the information contained herein.

Get in Touch: Unit No. 204, 2nd Floor, Amity Building, Piramal Agastya Corporate Park, LBS Road, Kamani Junction, Kurla (W), Mumbai - 400 070.
Phone: +91-22-66327900, Fax: +91-22-66327932, Toll Free No.: 1800 419 6244 Website: www.mahindramanulife.com

Mutual Fund investments are subject to market risks, read all scheme related documents carefully.